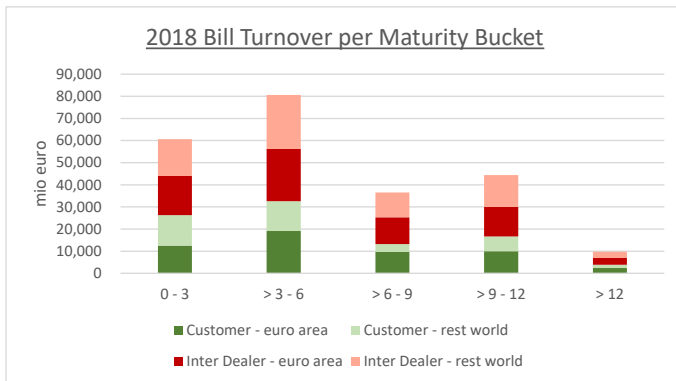
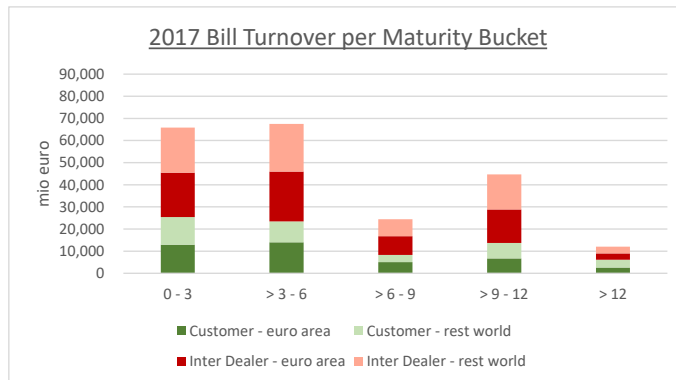


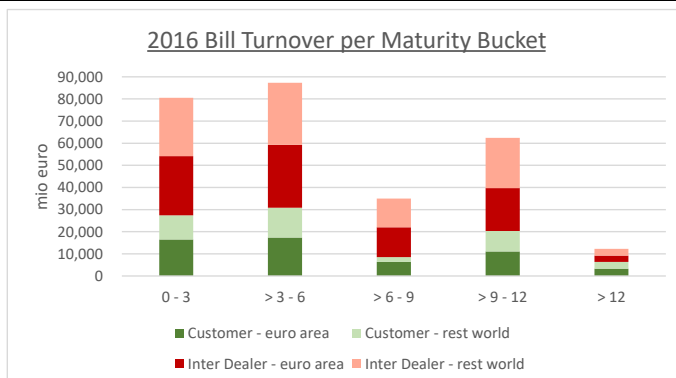
TC - 2018 (Jan-Nov)	0 - 3	> 3 - 6	> 6 - 9	> 9 - 12	> 12	Total
Customer - euro area	12,570	19,100	9,661	10,002	2,433	53,765
Customer - rest world	13,751	13,481	3,538	6,668	1,456	38,894
Inter Dealer - euro area	17,683	23,580	12,075	13,317	3,064	69,719
Inter Dealer - rest world	16,598	24,440	11,241	14,418	2,781	69,478
Total - euro	30,253	42,680	21,736	23,319	5,497	123,485
Total - non euro	30,349	37,921	14,778	21,086	4,237	108,372
Grand total	60,603	80,601	36,514	44,405	9,734	231,857



TC - 2017	0 - 3	> 3 - 6	> 6 - 9	> 9 - 12	> 12	Total
Customer - euro area	12,973	13,994	5,052	6,710	2,622	41,351
Customer - rest world	12,399	9,463	3,290	7,040	3,545	35,737
Inter Dealer - euro area	20,098	22,550	8,469	15,077	2,789	68,984
Inter Dealer - rest world	20,384	21,512	7,664	15,867	3,054	68,480
Total - euro	33,072	36,544	13,521	21,787	5,411	110,335
Total - non euro	32,783	30,975	10,954	22,907	6,598	104,217
Grand total	65,854	67,520	24,474	44,694	12,009	214,552



TC - 2016	0 - 3	> 3 - 6	> 6 - 9	> 9 - 12	> 12	Total
Customer - euro area	16,498	17,402	6,358	11,075	3,327	54,661
Customer - rest world	10,950	13,492	2,182	9,241	3,074	38,940
Inter Dealer - euro area	26,678	28,403	13,439	19,420	2,773	90,713
Inter Dealer - rest world	26,400	27,965	12,984	22,719	3,059	93,126
Total - euro	43,176	45,806	19,797	30,495	6,100	145,374
Total - non euro	37,350	41,458	15,166	31,960	6,133	132,066
Grand total	80,526	87,263	34,963	62,455	12,233	277,440



Turnover reported by the Primary and Recognized Dealers
 Turnover is expressed in mio euro
 The inter dealer turnover is single counted